




CONNECTION

- 1 Threaded BSP
- 2 BW
- 3 SW
- 4 Threaded NPT
- 5 Extended BW
- 6 Flanges




390

BALL FOR REGULATION
30° - 60° - 90°



STEM EXTENSION



SPRING-RETURN LEVER








SERIES

330

350

360

390

| |  |  |  |  |  | | |
|------------------|---|---|---|---|---|---------------------------------|------------------|
| Materials | | | | | | | |
| Body | Stainless steel | Stainless steel | Steel | | Stainless steel | | |
| Ball | Stainless steel | Stainless steel | Stainless steel full bore | Stainless steel reduced bore | Stainless steel full bore | Stainless steel reduced bore | Stainless steel |
| Stem | Stainless steel | Stainless steel | Stainless steel | Stainless steel | Stainless steel | Stainless steel | Stainless steel |
| Seats | | | | | | | |
| Ball seat | PTFE + 15%GF | PTFE | PTFE or Stansit | RPTFE or Stansit | RPTFE or Stansit | RPTFE or Stansit | RPTFE or Stansit |
| Stem packing | PTFE + 15%GF | PTFE | Chevron packing PTFE + graphite | Chevron packing PTFE + graphite | Chevron packing PTFE + graphite | Chevron packing PTFE + graphite | patented packing |
| Packing gland | adjustable screw | adjustable screw | spring washers | spring washers | spring washers | spring washers | spring washers |
| Body seal | integrated in ball seat | integrated in ball seat | Graphite | Graphite | Graphite | Graphite | separate in PTFE |
| Other | | | | | | | |
| Fire safe | no | no | yes | yes | yes | yes | no |
| Pressure class | 64 bar | 64 bar up to 2"1/2 | 125 bar up to 2" | 125 bar up to 2" | 125 bar up to 2" | 125 bar up to 2" | 125 bar up to 2" |
| Locking device | yes | yes | yes | yes | yes | yes | yes |
| Mounting | not advisable | with coupling and bracket | with coupling and bracket | with coupling and bracket | with coupling and bracket | with coupling and bracket | direct mounting |

CERTIFICATES

330

- CE
- 3.1
- Ex
- ATEX

350

- CE
- 3.1
- Ex
- ATEX


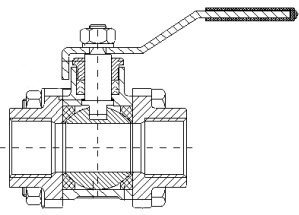
360

- CE
- 3.1
- Ex
- ATEX 94/9/EC 3GD
- Fire Safe
- TA Luft
- USP

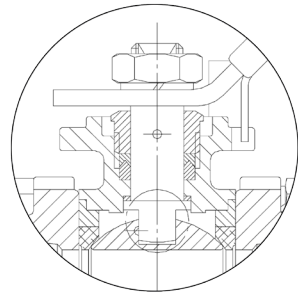
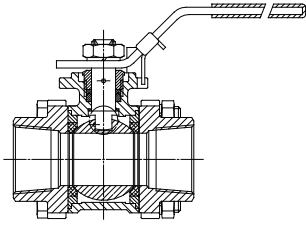
390

- CE
- 3.1
- Ex
- Fire Safe (on request)
- TA Luft
- USP



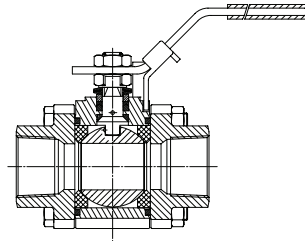
330





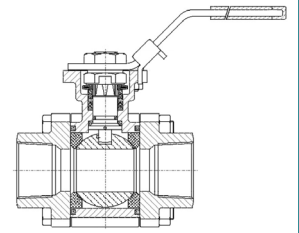
350



360



390



| Material | min. temp. | max. temp. |
|-------------------|------------|------------|
| PTFE | -20°C | +180°C |
| RTFE | -20°C | +180°C |
| Stansit | -20°C | +220°C |
| PTFE + 15% Carbon | -20°C | +220°C |
| Peek | -30°C | +240°C |

| Ø | DN | Cv | |
|--------|-----|-----------|--------------|
| | | Full bore | Reduced bore |
| 1/4" | 8 | 8 | - |
| 3/8" | 10 | 8 | - |
| 1/2" | 15 | 15 | 8 |
| 3/4" | 20 | 34 | 15 |
| 1" | 25 | 56 | 34 |
| 1 1/4" | 32 | 85 | 56 |
| 1 1/2" | 40 | 125 | 85 |
| 2" | 50 | 250 | 125 |
| 2 1/2" | 65 | 320 | 250 |
| 3" | 80 | 580 | 320 |
| 4" | 100 | 1020 | 580 |